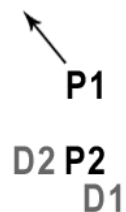


BLOCKING STRATEGY # 1 – Run Defender Into Blocker

P3



P3



How It Works

1. Defender 1 is opposed to Player 1. Player 2 positions himself to block Player 1's opponent, Defender 2.
2. Player 1 then runs his opponent into the block and runs into open space.

Tip – This strategy works when both defenders do not anticipate the block early enough to defend.

Proudly Bought To You By:



www.CoachAFL.com

Telstra Country
Wide

BLOCKING STRATEGY # 2 – Use Block As a Decoy

P3



P3



How It Works

1. Player 2 positions himself to block Player 1's opponent, Defender 2.
2. Defender 1 anticipates the block and moves early to get around it. So Player 1 fakes into the block and then switches direction to run into open space.

Tip – This strategy works when defender 1 has anticipated the block and moved too early to get around it.

Proudly Bought To You By:



www.CoachAFL.com

Telstra Country
Wide

BLOCKING STRATEGY # 3 – Blocker Rolls Off After Block

P3



P3

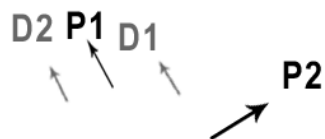


How It Works

1. Player 2 positions himself to block Player 1's opponent, Defender 2.
2. Defender 1 and Defender 2 both anticipate the block. Player runs past the block and both defenders move to defend Player 1, forgetting all about Player 2.
3. Player 2, exploits the situation and creates the second option by running in the opposite direction and into open space.

Tip – This strategy works when both defenders move to defend Player 1, as happens frequently.

P3



Proudly Bought To You By:



www.CoachAFL.com

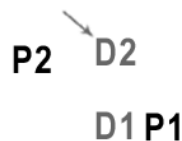
Telstra Country
Wide

BLOCKING STRATEGY # 4 – Blocker Rolls Off Before Block

P3



P3

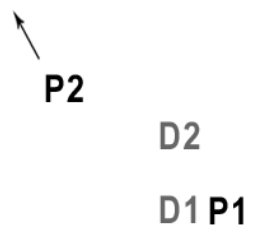


How It Works

1. Player 2 positions himself to block Player 1's opponent, Defender 2.
2. Defender 1 and Defender 2 both anticipate the block and move before the block is even laid.
3. Player 2, sensing the advantage, doesn't even lay the block, instead rolling off early to exploit the situation.

Tip – This strategy works when both defenders move to defend Player 1 too early.

P3




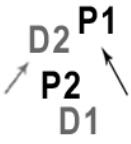



Proudly Bought To You By:



www.CoachAFL.com

Telstra Country
Wide

BLOCKING STRATEGY # 5 – Create A Favourable Match Up

		How It Works
<p style="text-align: center;">P3</p>  <p style="text-align: center;">D2 P2</p> <p style="text-align: center;">D1 P1</p>	<p style="text-align: center;">P3</p>  <p style="text-align: center;">D2 P1</p> <p style="text-align: center;">P2</p> <p style="text-align: center;">D1</p>	<ol style="list-style-type: none"> 1. Player 2 positions himself to block Player 1's opponent, Defender 2. 2. Defender 1 and Defender 2 both anticipate the block and swap players. 3. Both Player 1 and Player 2 can now exploit a match up advantage. That might be a short defender on a tall marking player or a big slow defender on a small quick player. <p>Tip – This strategy works when both defenders have different weaknesses which can be exploited in the right match up.</p>
<p style="text-align: center;">P3</p>  <p style="text-align: center;">D2 P1</p> <p style="text-align: center;">P2</p> <p style="text-align: center;">D1</p>		<p style="text-align: center;">Proudly Bought To You By:</p> <div style="display: flex; justify-content: space-around; align-items: center;"> <div data-bbox="1473 1201 1803 1289" style="text-align: center;">  </div> <div data-bbox="1883 1195 2116 1307" style="text-align: center;">  </div> </div> <div style="display: flex; justify-content: space-around; align-items: center; margin-top: 10px;"> <div data-bbox="1473 1332 1803 1364" style="text-align: center;"> www.CoachAFL.com </div> <div data-bbox="1877 1332 2116 1401" style="text-align: center;"> Telstra Country Wide </div> </div> <p style="text-align: center; font-size: small; margin-top: 20px;">© CoachAFL.com 2006 – All Rights Reserved</p>