



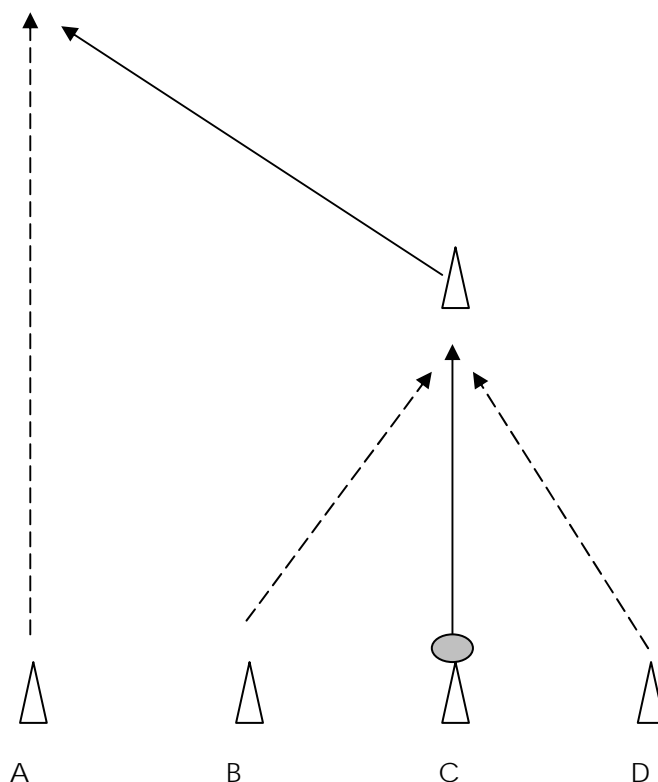


DRILL – HUNTING IN PACKS

Ball Movement	
Running Pattern	
Cone	
Ball	



What It Is

This is a drill that teaches players to gain possessions through teamwork by protecting the ball winner and to release the ball to an outside running player to clear the contest area. Also when extended is a good method of clearing the ball from a stoppage in the backline and driving the ball deep into defence by switching into corridor.

How It Works

1. All players forms in even groups behind the cones A to D.
2. Player C starts by paddling the ball towards the cone placed about 5 meters in front.
3. The coach allows player C to get half way before allowing player D to try to tackle and disposes player C.
4. Player B tries to protect player C by shepherding.
5. Player C can only pick up the ball when they reach the cone.
6. Player A times his run to be behind the ball carrier and hit the handball from C with pace and not be in front of the ball.
7. At the end of the drill each player rotates into the next group so as all players get to play a different role.

Proudly Bought To You By:

COACH AFL
FOOTY TIPS FOR COACHES AND PLAYERS

Telstra
Country Wide®

© CoachAFL.com 2006-2008
– All Rights Reserved

www.CoachAFL.com

Telstra Country Wide

DRILL – HUNTING IN PACKS

Feedback

The coach usually lets the drill run its course with penalties if player C is tackled. At the end of each rotation the coach can then demonstrate what went wrong and show correct technique e.g. tackling or shepherding or timing of run.

Variations

Vary the drill by moving player A to the right hand side and changing the roles of players B & C around.

Extensions

This drill maybe extended into a full ground drill by the following:

- Set up the Hunting in Packs Drill on the back pocket area.
- Have a leading/marking player 30-40 meters away, on the wing area
- Have the CHF in position as well as FF
- When player A receives the ball he keep running and kicks to player on wing, who leads, marks and kicks to CHF who then can either handball off to still running winger (must follow his kick down) or kick long to leading FF.
- All these players rotate back to main drill, that way all players get a go at key position plays.

Proudly Bought To You By:



www.CoachAFL.com



Telstra Country Wide

© CoachAFL.com 2006-2008
– All Rights Reserved